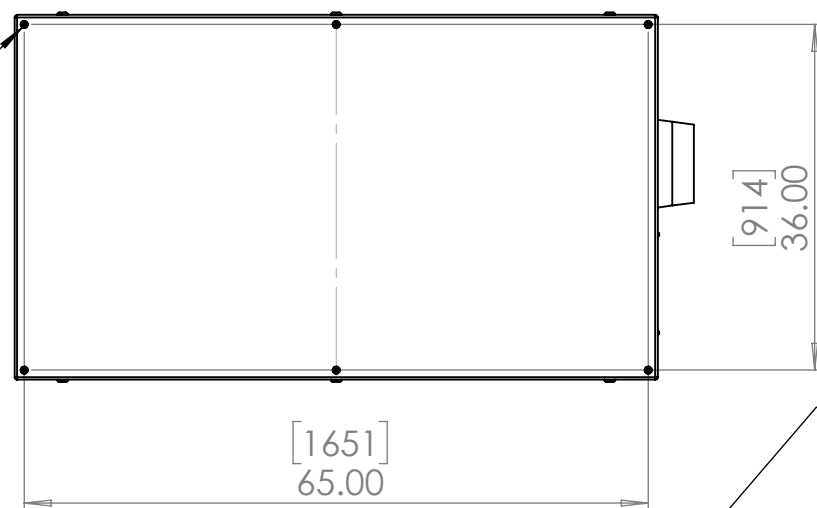
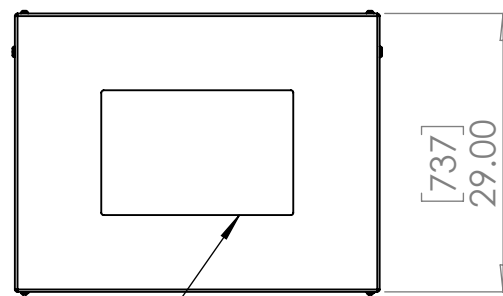
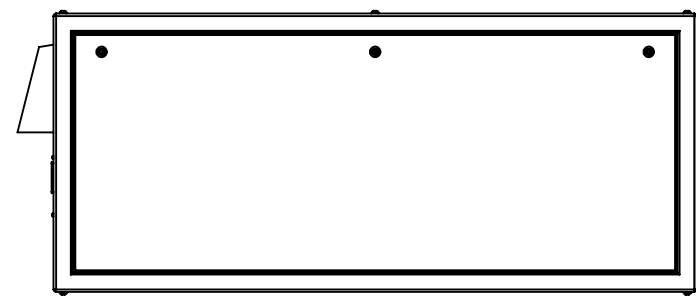


8 7 6 5 4 3 2 1

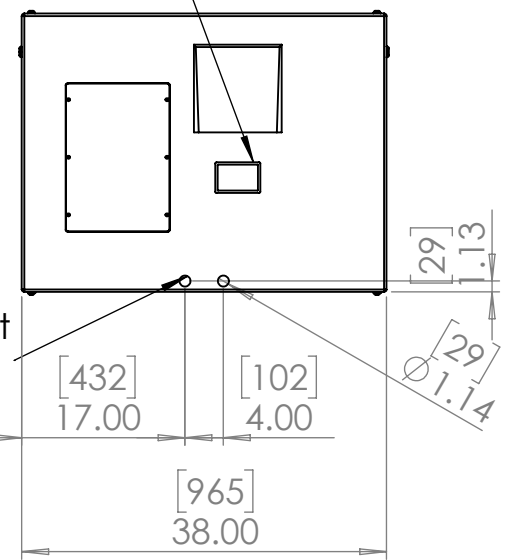
D
C
B
A

D
C
B
A

Rigging Points:
M12-1.75
6 top, 4 bottom



Exhaust Cowl
User Interface

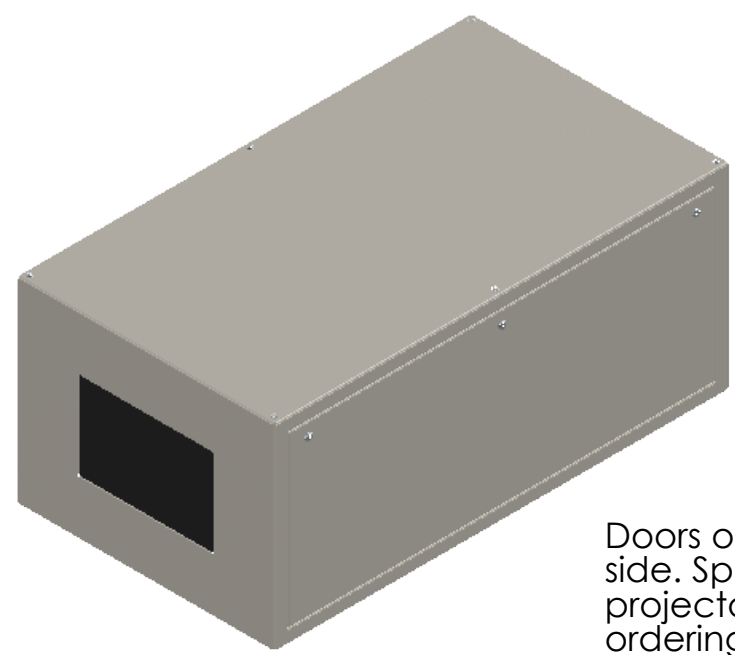


Conduit Entries

Alternate Conduit Entries

Tempered optical grade port glass

Inlet Filter - do not obstruct



Doors open right and left side. Specify right or left projector slide when ordering.

UNLESS OTHERWISE SPECIFIED:
DIMENSIONS ARE IN INCHES
TOLERANCES:
FRACTIONAL ±
ANGULAR: MACH ± BEND ±
TWO PLACE DECIMAL ±
THREE PLACE DECIMAL ±
INTERPRET GEOMETRIC TOLERANCING PER:
MATERIAL
Aluminum
FINISH
TBD
DO NOT SCALE DRAWING

	NAME	DATE
DRAWN	TB	12/4/2019
CHECKED		
ENG APPR.		
MFG APPR.		
Q.A.		
COMMENTS:		

TEMPEST
lighting inc.

TITLE:
**Cyclone 55.525
Landscape Enclosure**

SIZE B	DWG. NO. 55.525.L.xx	REV 08
------------------	--------------------------------	------------------

SCALE: 1:20 SHEET 1 OF 1

8 7 6 5 4 3 2 1