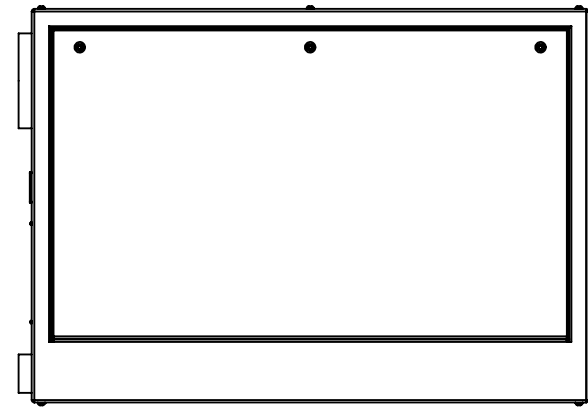


8 7 6 5 4 3 2 1

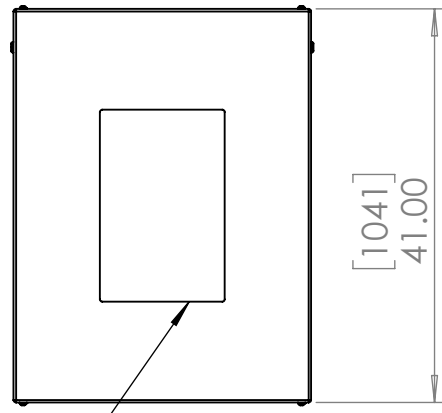
D
C
B
A

D
C
B
A

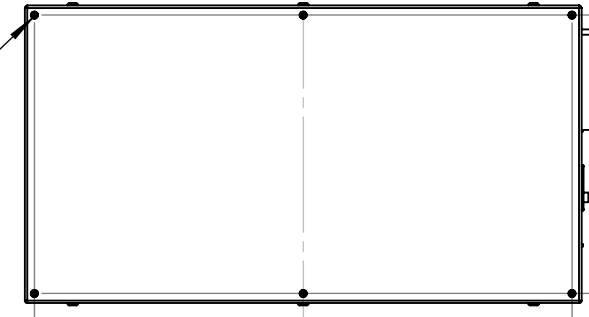
Rigging Points:
M12-1.75
6 top, 4 bottom



Tempered optical grade port glass



[1041]
41.00



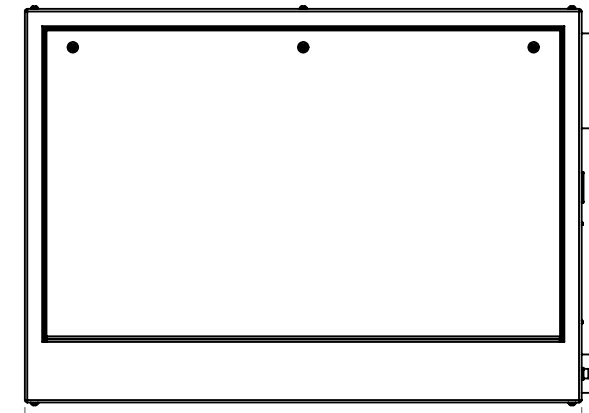
[1422]
56.00

[737]
29.00

Exhaust Duct

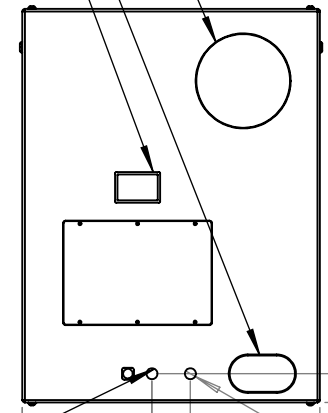
Inlet Duct

User Interface



[1473]
58.00

Conduit Entries



[76]
3.00


[29]
Ø1.14

[343]
13.50

[102]
4.00

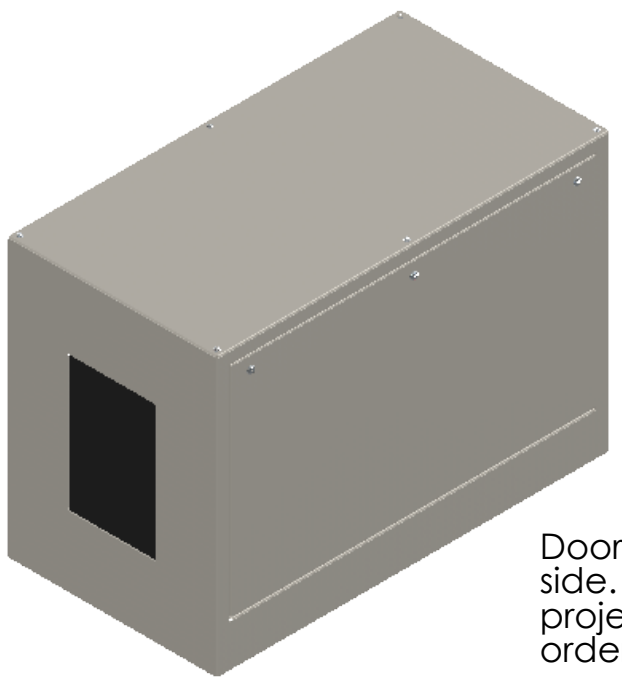
[787]
31.00

Alternate Conduit Entries



[102]
4.00

[64]
2.50



Doors open right and left side. Specify right or left projector slide when ordering.

UNLESS OTHERWISE SPECIFIED:
DIMENSIONS ARE IN INCHES
TOLERANCES:
FRACTIONAL ±
ANGULAR: MACH ± BEND ±
TWO PLACE DECIMAL ±
THREE PLACE DECIMAL ±
INTERPRET GEOMETRIC TOLERANCING PER:
MATERIAL
Aluminum
FINISH
TBD
DO NOT SCALE DRAWING

	NAME	DATE
DRAWN	TB	12/4/2019
CHECKED		
ENG APPR.		
MFG APPR.		
Q.A.		
COMMENTS:		



TITLE:
Cyclone 55.324P.AC
Portrait Enclosure

SIZE	DWG. NO.	REV
B	55.324P.AC	08

SCALE: 1:20 SHEET 1 OF 1

8 7 6 5 4 3 2 1