

8 7 6 5 4 3 2 1

D

D

C

C

B

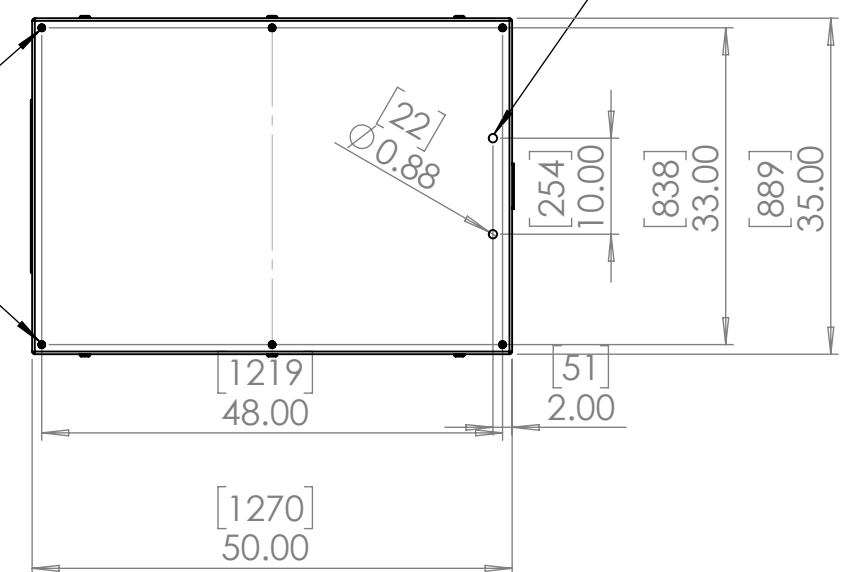
B

A

A

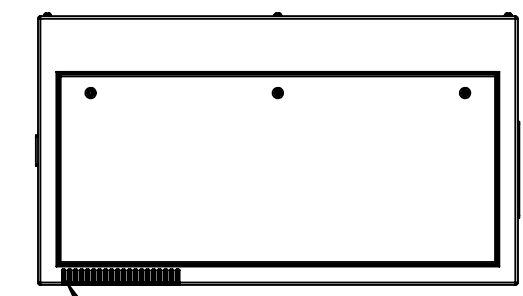
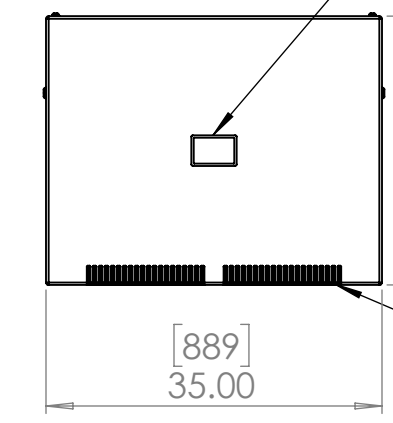
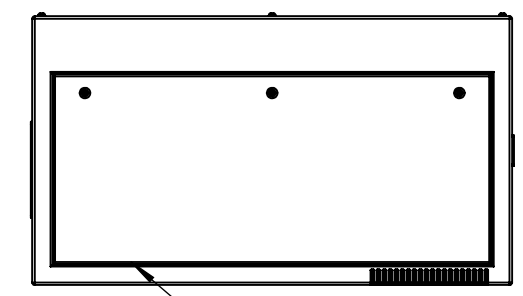
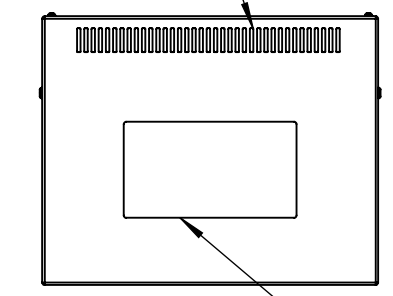
Rigging Points:
M12-1.75, 6 places,
Top Surface

Power & Signal Conduit Entries



Exhaust Vents
(do not obstruct)


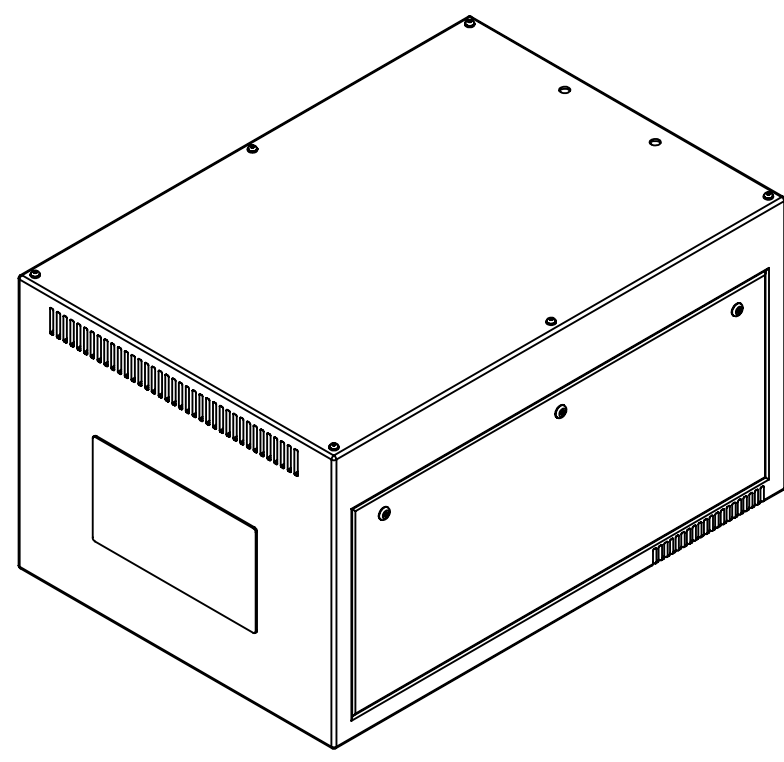
User Interface



Optical Grade
Port Glass

Lockable Access
Door, both sides

Inlet Vents
(do not obstruct)



UNLESS OTHERWISE SPECIFIED:
DIMENSIONS ARE IN INCHES
TOLERANCES:
FRACTIONAL ±
ANGULAR: MACH ± BEND ±
TWO PLACE DECIMAL ±
THREE PLACE DECIMAL ±
INTERPRET GEOMETRIC
TOLERANCING PER:
MATERIAL
Aluminum
FINISH
Powder Coat RAL
9003 White
DO NOT SCALE DRAWING

	NAME	DATE
DRAWN	TB	1/15/2019
CHECKED		
ENG APPR.		
MFG APPR.		
Q.A.		
COMMENTS:		

TEMPEST
lighting inc.

TITLE:
Zen 57.210 Enclosure

SIZE B	DWG. NO. 57.210	REV 03
SCALE: 1:20		SHEET 1 OF 1

8 7 6 5 4 3 2 1