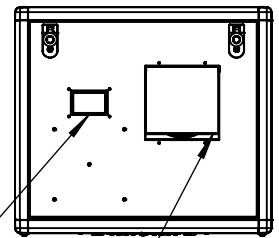
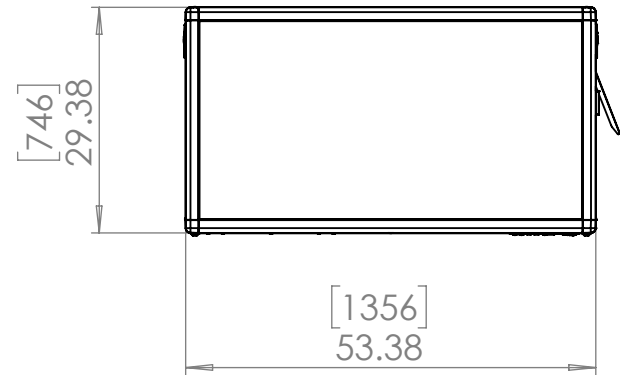
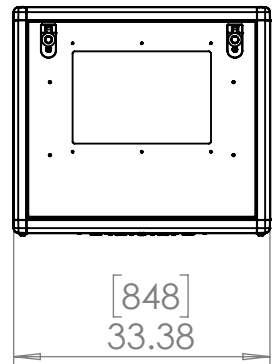
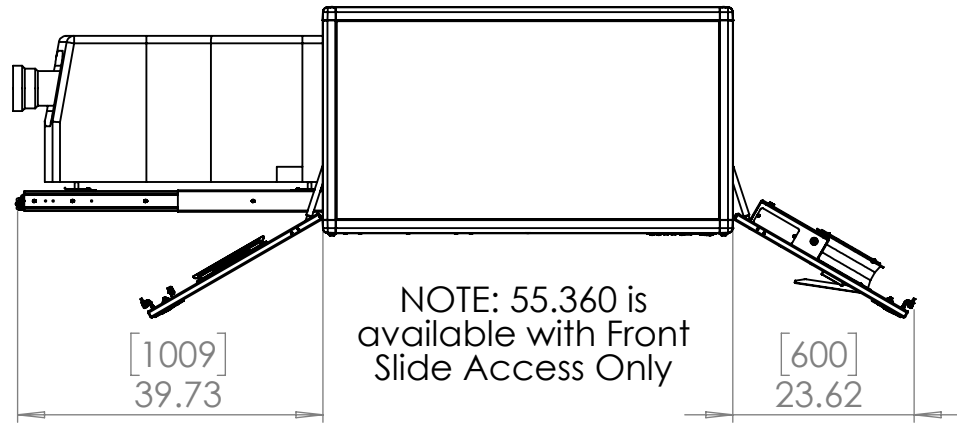


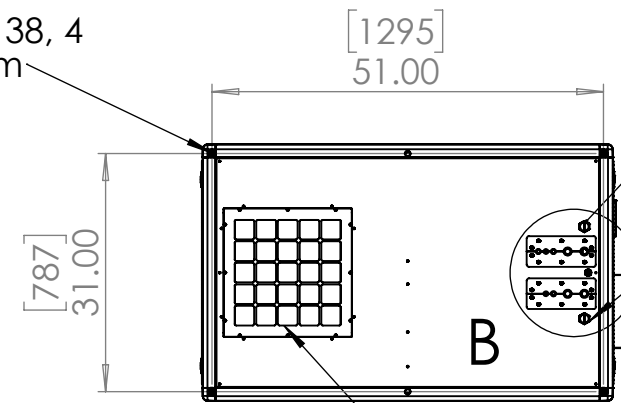
8 7 6 5 4 3 2 1

D



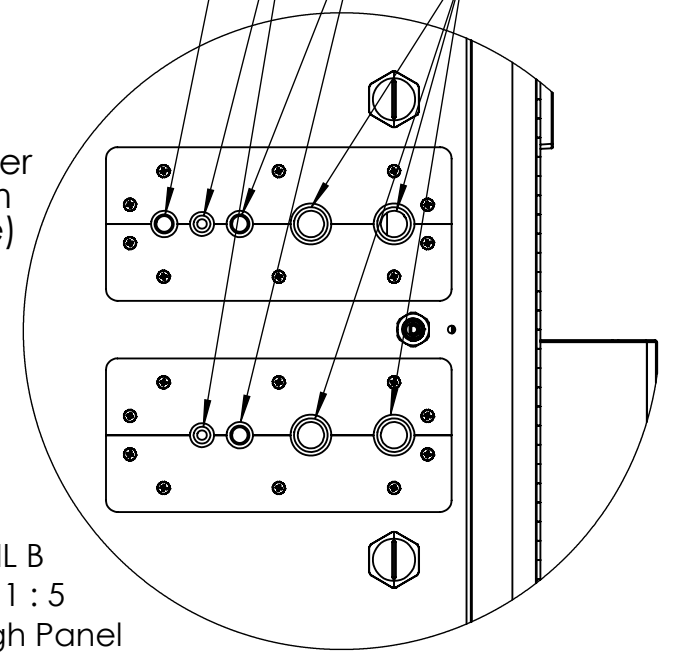
DEC4 User Interface
Exhaust Fan door opens when fan running

Mounting - M12-1.75 x 38, 4 places top and bottom



Salt Fog Inlet Filter (accessible from inside or outside)

Signal Conduit Entry
Power Conduit Entry
Chiller Enclosure Fan Cable
Chiller Power Cables
Control Cables
Chiller Hoses



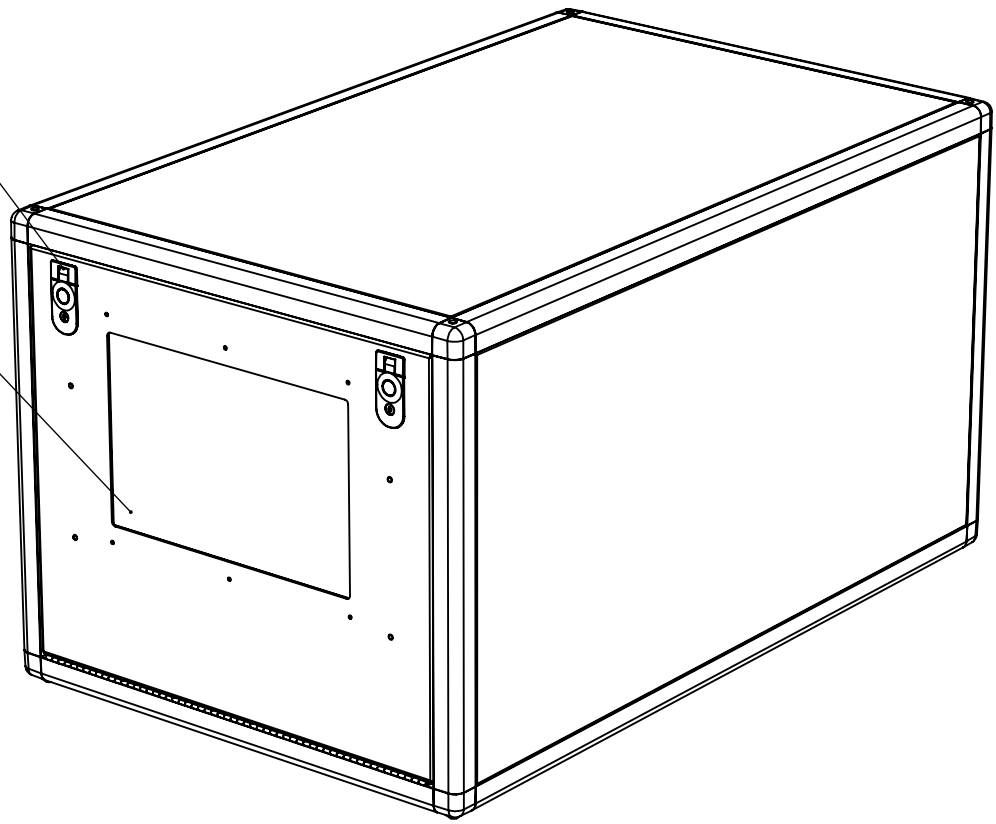
DETAIL B
SCALE 1 : 5
Passthrough Panel

C

B

A

Lockable Door Latches
Tempered Optical Grade Port Glass



IMPORTANT:
Item 55.360.xx includes 55.360C
Chiller Enclosure - see next sheet

UNLESS OTHERWISE SPECIFIED:
DIMENSIONS ARE IN INCHES
TOLERANCES:
FRACTIONAL ±
ANGULAR: MACH ± BEND ±
TWO PLACE DECIMAL ±
THREE PLACE DECIMAL ±
INTERPRET GEOMETRIC TOLERANCING PER:
MATERIAL
Aluminum & Stainless
FINISH
T391-BG290 Metallic Bronze (Standard) or Custom Color
DO NOT SCALE DRAWING

	NAME	DATE
DRAWN	TB	1/7/2017
CHECKED		
ENG APPR.		
MFG APPR.		
Q.A.		
COMMENTS:		



TITLE:
Cyclone G4 55.360 for Barco HDF W-30LP

SIZE	DWG. NO.	REV
B	55.360.xx	01

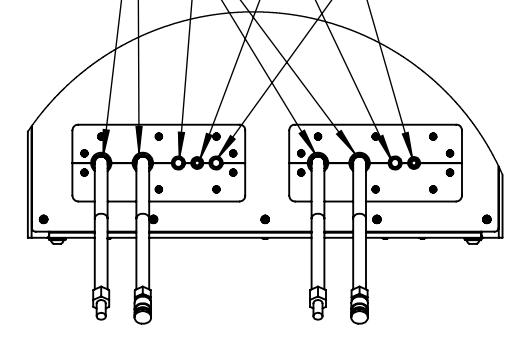
SCALE: 1:50 SHEET 1 OF 2

8 7 6 5 4 3 2 1

8 7 6 5 4 3 2 1

Control Cables
Chiller Hoses
Chiller Power Cables
Chiller Enclosure Fan Cable

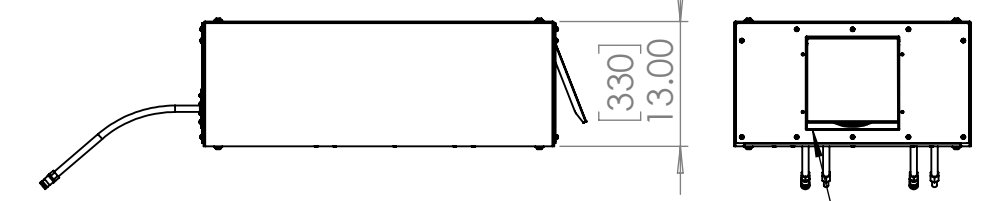
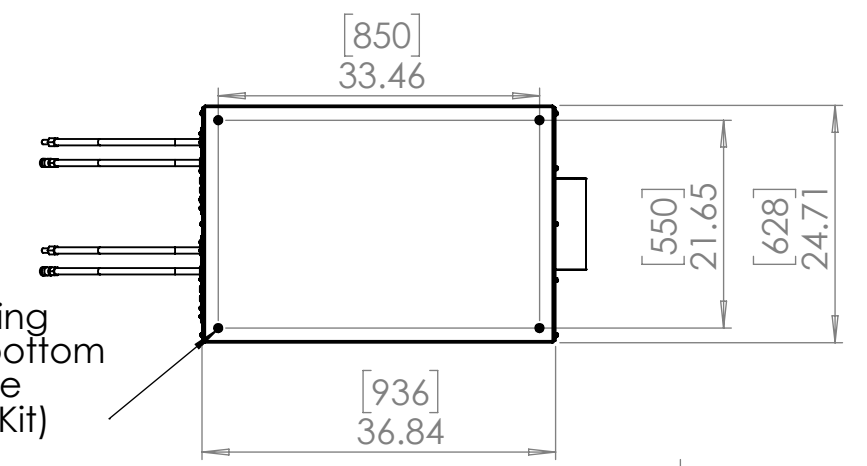
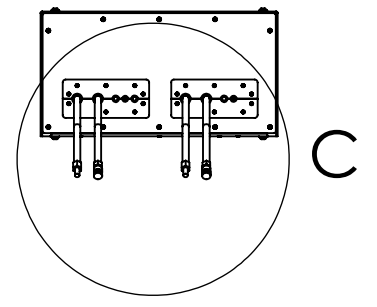
DETAIL C
SCALE 1 : 10
Passthrough Panel



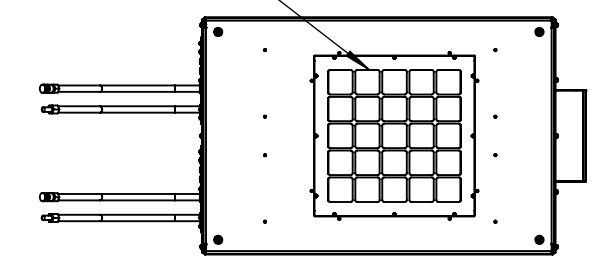
Use Barco 8m Hose and cable sets.
Note that approx 2.5m is used inside
the projector enclosure cable
management system.

Chiller Enclosure Fan Cable is included
with item 55.360C.

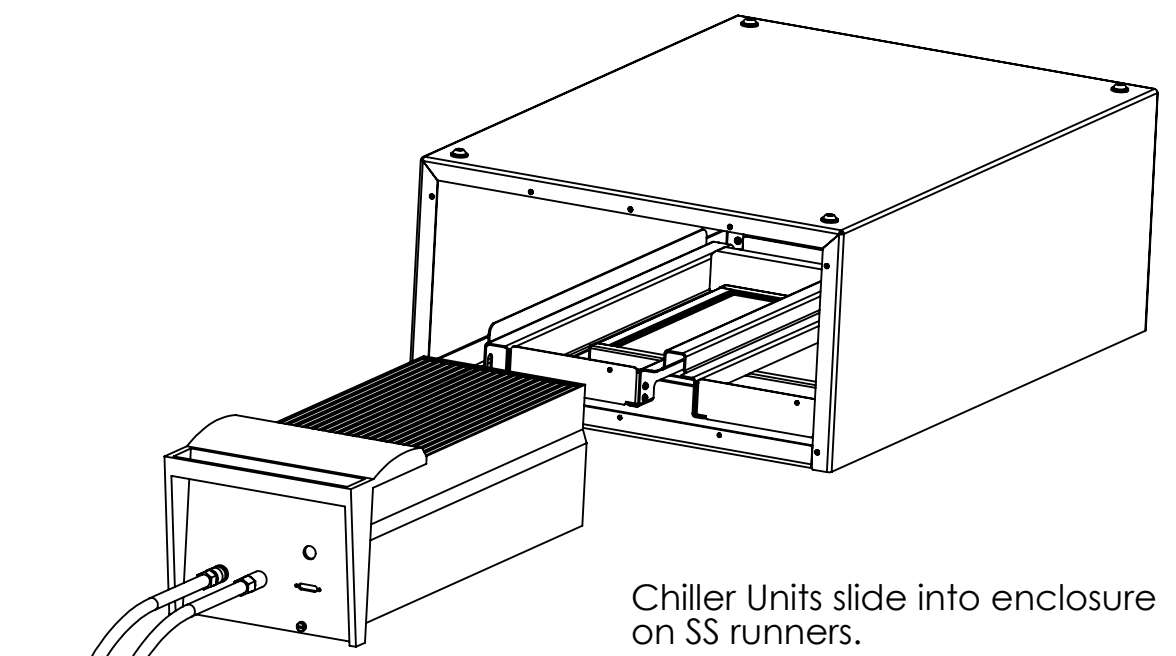
M10-1.5 Mounting
Bolts top and bottom
(for stacking use
51.SK Stacking Kit)



Salt Fog Inlet Filter -
Accessible from Inside or
outside



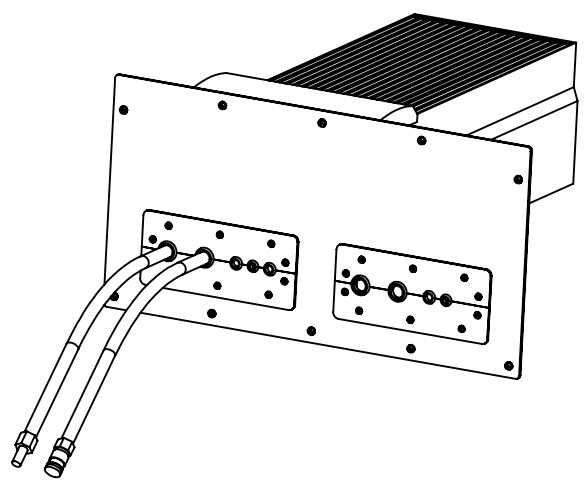
Exhaust Fan -
controlled by DEC4
in associated 55.360
Projector Enclosure.
Note that DEC4
reports fan status
independently for
projector and chiller
enclosure fans.



Chiller Units slide into enclosure
on SS runners.

Thread hoses and cables through holes in
front panel and seal with provided
grommets and passthrough plates

Close up front panel with SS Screws provided



UNLESS OTHERWISE SPECIFIED:
DIMENSIONS ARE IN INCHES
TOLERANCES:
FRACTIONAL ±
ANGULAR: MACH ± BEND ±
TWO PLACE DECIMAL ±
THREE PLACE DECIMAL ±
INTERPRET GEOMETRIC
TOLERANCING PER:
MATERIAL
Aluminum & Stainless
Steel
FINISH
Powder Coat Lt
Bronze
DO NOT SCALE DRAWING

	NAME	DATE
DRAWN	TB	1/7/2017
CHECKED		
ENG APPR.		
MFG APPR.		
Q.A.		
COMMENTS:		



TITLE:
**Barco HDF W-30LP Chiller
Enclosure**

SIZE B	DWG. NO. 55.360C	REV 01
------------------	----------------------------	------------------

SCALE: 1:50 SHEET 2 OF 2

8 7 6 5 4 3 2 1