

# Blast Ceiling Trims



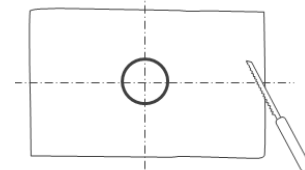
Now you can wash walls and pick out architectural features with your Blast tucked away in the ceiling. And check out our Blast holographic lenses to get that extra spread...

*These handy trims sandwich between any Blast Powercore fixture and a ceiling box, turning Blast into a powerful recessed downlight or wall washer. Available in white and black, and a discreet rimless version.*

**For Use with:**

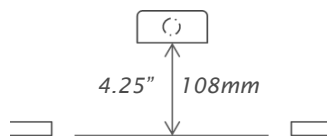
- Philips Color Kinetics Color Blast Powercore
- Philips Color Kinetics eW Blast Powercore
- Philips Color Kinetics iW Blast Powercore

Blast Ceiling Trims may be used with either hard-lid or drop ceilings. Simply set a regular ceiling box in place 4.25"/108mm above the bottom of the ceiling/tile, and sandwich the trim between the box and the fixture base.



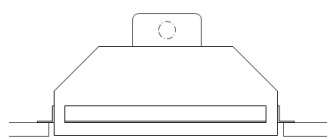
Cutout sizes for Blast Ceiling Trims: always center the ceiling box in the trim cutout.

Part Number	Description	✓
4755.RW	Blast Ceiling Trim, White	
4755.RB	Blast Ceiling Trim, Black	
4755.BW	Blast Ceiling Trim, Square, White	
4755.SB	Blast Ceiling Trim, Square, Black	
4755.RM	Blast Ceiling Trim, Rimless, White	
4755.CB	US-style round ceiling box (add one per trim for use outside North America, where these boxes may be unobtainable)	



Rimless Trims are supplied with removable tabs, ready for use with either 1/2" or 5/8" ceilings.

- 4755.RW/RB 11.75" x 10.25" 298 x 260mm
- 4755.BW/SB 14.75" x 14.75" 375 x 375mm
- 4755.RM 11.75" x 10.25" 298 x 260mm



Job Name	
Location	
Architect	
Designer	

*In the interest of continuous product improvement, specifications are subject to change without notice*